

A close-up photograph of a modern office chair. The backrest is upholstered in a vibrant blue fabric with a fine, woven mesh texture. A black, ergonomically shaped armrest is visible in the foreground, partially obscuring the backrest. The background is a plain, light grey, creating a clean and professional aesthetic.

**LAEZZA**  
INDUSTRIA MOBILI UFFICIO

COLLECTION

**3300**

COLLECTION

3300




3302 Poltrona presidenziale dallo stile semplice e lineare. Lo schienale alto sagomato le dona effetti tridimensionali. Dotata di movimento oscillante syncro e su richiesta di braccioli regolabili in altezza.

3302 Presidential armchair by linear and simply style. The tall shaped back gives it tridimensional effect. With syncro fluctuatin movement and high adujtable armrests (just upon request).



3304/3308 Poltrona direzionale dallo stile semplice e lineare. Dotata (per la versione 3304) di movimento oscillante syncro e su richiesta di braccioli regolabili in altezza.

3304/3308 Directional armchair by linear and simply style. With (only for 3304 model) syncro fluctuatin movement and high adujtable arm-rests (just upon request).



COLLECTION

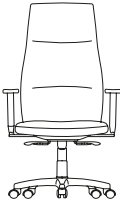
3300

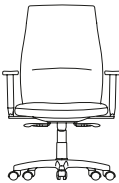


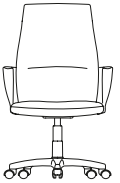
3310 Poltrona concepita per l'utilizzo in sale riunioni e per visitatori da posizionare davanti alle scrivanie. Realizzata con struttura cantilever prodotta con tubolare di acciaio cromato.


3310 Armchair designed to use in meeting room and to visitors to put opposite desks. Realized with cantilever structure made with chrome steel tubular.



ART. 3302	Poltrona presidenziale <i>Presidential armchair</i>												
	Movimento oscillante / <i>Swinging movement</i> Base girevole in ABS a 5 razze <i>ABS base 5 wheels</i> Elevazione a gas / <i>Gas elevation</i> Schienale alto / <i>High back</i> Braccioli / <i>Armrests</i>												
	<table> <tr> <td>Hs</td><td>42-52</td> <td>Ht</td><td>118-128</td> </tr> <tr> <td>L</td><td>66</td> <td>P</td><td>66</td> </tr> <tr> <td>Kg</td><td>20</td> <td>MI</td><td>1,30</td> </tr> </table>	Hs	42-52	Ht	118-128	L	66	P	66	Kg	20	MI	1,30
Hs	42-52	Ht	118-128										
L	66	P	66										
Kg	20	MI	1,30										

ART. 3304	Poltrona Direzionale <i>Executive armchair</i>												
	Movimento oscillante / <i>Swinging movement</i> Base girevole in ABS a 5 razze <i>ABS base 5 wheels</i> Elevazione a gas / <i>Gas elevation</i> Schienale medio / <i>Medium back</i> Braccioli / <i>Armrests</i>												
	<table> <tr> <td>Hs</td><td>42-52</td> <td>Ht</td><td>96-106</td> </tr> <tr> <td>L</td><td>66</td> <td>P</td><td>66</td> </tr> <tr> <td>Kg</td><td>19</td> <td>MI</td><td>1,00</td> </tr> </table>	Hs	42-52	Ht	96-106	L	66	P	66	Kg	19	MI	1,00
Hs	42-52	Ht	96-106										
L	66	P	66										
Kg	19	MI	1,00										

ART. 3308	Poltrona Visitatori con braccioli <i>Visitors armchair with armrests</i>												
	Base girevole in ABS a 5 razze <i>ABS base 5 wheels</i> Schienale medio / <i>Medium back</i> Braccioli / <i>Armrests</i>												
	<table> <tr> <td>Hs</td><td>42-52</td> <td>Ht</td><td>96-106</td> </tr> <tr> <td>L</td><td>66</td> <td>P</td><td>66</td> </tr> <tr> <td>Kg</td><td>16</td> <td>MI</td><td>1,00</td> </tr> </table>	Hs	42-52	Ht	96-106	L	66	P	66	Kg	16	MI	1,00
Hs	42-52	Ht	96-106										
L	66	P	66										
Kg	16	MI	1,00										

ART. 3310	Poltrona visitatori fissa <i>Fixed visitors armchair</i>												
	Base fissa a slitta / <i>Fixed base</i> Schienale medio / <i>Medium back</i> Braccioli / <i>Armrests</i>												
	<table> <tr> <td>Hs</td><td>46</td> <td>Ht</td><td>102</td> </tr> <tr> <td>L</td><td>56</td> <td>P</td><td>60</td> </tr> <tr> <td>Kg</td><td>15</td> <td>MI</td><td>1,00</td> </tr> </table>	Hs	46	Ht	102	L	56	P	60	Kg	15	MI	1,00
Hs	46	Ht	102										
L	56	P	60										
Kg	15	MI	1,00										

**Hs** altezza seduta / seat-height  
**Ht** altezza totale / total height  
**L** larghezza / width  
**P** profondità / depth  
**Kg** peso / weight  
**MI** tessuto 140h / fabric 140h

#### Caratteristiche tecniche

Costruite su scocche in multistrato di faggio da mm 15/16, sagomato a termo pressione costante.

Imbottitura in sagomato espanso della densità di 30 kg/mq.

Base girevole, per i modelli 3302, 3304 e 3308, in ABS, del diametro di mm 660, montata su cinque ruote del tipo autofrenanti.

Base fissa a slitta per il modello 3310 realizzata in tubolare di acciaio verniciato.

I modelli 3302 e 3304 sono dotati di movimento oscillante.

I modelli 3302, 3304 e 3310 sono dotati di braccioli.

#### Technical features

Constructed on beech wood body 15/16 mm, shaped with constant thermal pressure.

Padded with expanded materials density 30 kg/m<sup>2</sup>

Rotating base, for models 3302, 3304 and 3308, realised in ABS, with diameter mm 660, on five "auto-arrested" wheels.

Sleigh fixed vase, form model 3310 realised in steel legs varnished.

Models 3302 and 3304 are provided with swinging movement.

Models 3302, 3304 and 3310 are provided with armrests.

# LAEZZA

INDUSTRIA MOBILI UFFICIO

